


TUNTURI®



CARDIO FIT SPECIFICATIONS

INFORMATION CROSS TRAINER



TYPE		C30
MONITOR	DISPLAY SIZE	80 X 42 MM
	DISPLAY TYPE	LCD
	PROGRAMS TOTAL	1
		1 MANUAL
	RESISTANCE LEVELS	8
	WATT PROGRAM	✗
	TIME, DISTANCE, CALORIE	✓
GENERAL	BRAKE SYSTEM	MANUAL MAGNET
	FLYWHEEL SYSTEM	18 KG
	ERGOMETER	✗
	POWER SUPPLY	CONSOLE BATTERIES 2X AA
	STRIDE LENGTH	16 INCH / 40 CM
	PEDALS	COMFORT ADJUSTABLE
	DIMENSIONS	L 124 W 60 H 163 CM
	WEIGHT	34 KG
	MAX. USER WEIGHT	110 KG
	PRODUCT CODE	16TCFC3000
	EAN CODE	8717842025727
BOX DIMENSIONS	L 97 W 33 H 46 CM	
BOX WEIGHT	38 KG	
ERGONOMICS	HANDLEBARS FIXED AND SWIVEL	✓
	HEART RATE VIA HANDSETS	✓
	ANALOG CHESTBELT CONNECTION	✗
	TRANSPORT WHEELS	✓
EXTRA	TABLET SUPPORT	✓
	USER MANUAL	DE/ES/FI/FR/GB/NL/SE/IT
	USE	HOME

WHAT YOU CAN EXPECT FROM TUNTURI



Products

- Hometrainers
- Sprinter Bikes
- Treadmills
- Crosstrainers
- Rowers

Service

- Sourcing
- Production
- Certification
- Spareparts
- Manuals in different languages

Marketing

- Product descriptions
- 3D-models
- Living room images
- Product photography
- Productmovies

TUNTURI®

INFORMATION HOME TRAINERS




	TYPE	D20 MONITOR OPTIONAL	B20	B25	B30	B35	B40	E30	E35
MONITOR	DISPLAY SIZE	30 X 24 MM	47 X 25 MM	47 X 25 MM	80 X 42 MM	80 X 42 MM	80 X 42 MM	80 X 50 MM	80 X 50 MM
	DISPLAY TYPE	LCD	LCD	LCD	LCD	LCD	LCD	LCD BACKLIGHT	LCD BACKLIGHT
	PROGRAMS TOTAL	1	1	1	1	1	1	21	21
		1 MANUAL	1 MANUAL	1 MANUAL	1 MANUAL	1 MANUAL	1 MANUAL	1 MANUAL 12 PRESET 1 USER 1 HR. TARGET 1 WATT 1 RECOVERY 1 BODY FAT	1 MANUAL 12 PRESET 1 USER 1 HR. TARGET 1 WATT 1 RECOVERY 1 BODY FAT
	RESISTANCE LEVELS	8	8	8	8	8	8	16	16
	WATT PROGRAM	✗	✗	✗	✗	✗	✗	✓	✓
	TIME, DISTANCE, CALORIE	✓	✓	✓	✓	✓	✓	✓	✓
	GENERAL	BRAKE SYSTEM	PMS, MANUAL	PMS, MANUAL	PMS, MANUAL	PMS, MANUAL	PMS, MANUAL	PMS, MANUAL	PMS, SERVOMOTOR
	FLYWHEEL SYSTEM	1 KG	2 KG	2 KG	6 KG	7 KG	6 KG	6 KG	7 KG
	ERGOMETER	✗	✗	✗	✗	✗	✗	✓	✓
	POWER SUPPLY	TRAINER 1x CR2032 CONSOLE 2x AAA	CONSOLE BATTERIES 2x AA	CONSOLE BATTERIES 2x AA	CONSOLE BATTERIES 2x AA	CONSOLE BATTERIES 2x AA	CONSOLE BATTERIES 2x AA	9V / 0.5A ADAPTOR	9V / 0.5A ADAPTOR
	PEDALS	COMFORT	COMFORT	COMFORT	COMFORT	COMFORT	COMFORT	COMFORT	COMFORT
	DIMENSIONS	L 95 W 46 H 114 CM	L 95 W 46 H 114 CM	L 95 W 46 H 114 CM	L 84 W 50 H 123 CM	L 87 W 51 H 131 CM	L 103 W 50 H 130 CM	L 84 W 50 H 123 CM	L 87 W 51 H 131 CM
	FOLDED DIMENSIONS	L 46 W 46 H 107 CM	L 43 W 46 H 139 CM	L 43 W 46 H 139 CM	✗	✗	✗	✗	✗
	WEIGHT	15 KG	16 KG	18 KG	18 KG	22 KG	22 KG	20 KG	23 KG
	MAX. USER WEIGHT	110 KG	110 KG	110 KG	110 KG	110 KG	110 KG	110 KG	110 KG
	PRODUCT CODE	18TCFD2000	17TCFB2000	17TCFB2050	16TCFB3000	16TCFB3050	16TCFB4000	16TCFE3000	16TCFE3050
	EAN CODE	8717842031001	8717842028902	8717842028919	8717842025697	8717842025703	8717842025710	8717842028995	8717842029008
	BOX DIMENSIONS	L 80 W 50 H 23 CM	L 120 W 40 H 22 CM	L 120 W 40 H 22 CM	L 68 W 23 H 52 CM	L 74 W 25 H 52 CM	L 98 W 25 H 53 CM	L 68 W 23 H 52 CM	L 74 W 25 H 52 CM
	BOX WEIGHT	17 KG	18 KG	20 KG	20 KG	24 KG	24 KG	23 KG	26 KG
ERGONOMICS	HANDLEBAR	✗	MULTIGRIP	MULTIGRIP	MULTIGRIP	MULTIGRIP (ADJUSTABLE)	MULTIGRIP (ADJUSTABLE)	MULTIGRIP (ADJUSTABLE)	MULTIGRIP (ADJUSTABLE)
	SEAT	COMFORT	COMFORT	COMFORT + BACKREST	COMFORT	COMFORT	COMFORT	COMFORT	COMFORT
	SEAT ADJUSTMENT	HEIGHT	HEIGHT	HEIGHT	HEIGHT	HEIGHT	HORIZONTAL / HEIGHT	HORIZONTAL / HEIGHT	HORIZONTAL / HEIGHT
	HEART RATE VIA HANDSETS	✗	✓	✓	✓	✓	✓	✓	✓
	ANALOG CHESTBELT CONNECTION	✗	✗	✗	✗	✗	✗	✗	✗
	TRANSPORT WHEELS	✓	✓	✓	✗	✓	✓	✓	✓
EXTRA	TABLET SUPPORT	✗	✓	✓	✓	✓	✓	✓	✓
	USER MANUAL	DE/ES/FI/FR/GB/NL/SE/IT	DE/ES/FI/FR/GB/NL/SE/IT	DE/ES/FI/FR/GB/NL/SE/IT	DE/ES/FI/FR/GB/NL/SE/IT	DE/ES/FI/FR/GB/NL/SE/IT	DE/ES/FI/FR/GB/NL/SE/IT	DE/ES/FI/FR/GB/NL/SE/IT	DE/ES/FI/FR/GB/NL/SE/IT
	USE	HOME	HOME	HOME	HOME	HOME	HOME	HOME	HOME

INFORMATION SPRINTER BIKE



	TYPE	S30
MONITOR	DISPLAY SIZE	31X 20 MM
	DISPLAY TYPE	LCD
	PROGRAMS TOTAL	1
		1 MANUAL
	RESISTANCE LEVELS	MANUAL
	TIME, DISTANCE, CALORIE	✓
GENERAL	BRAKE SYSTEM	NON WOVEN CALIPER BRAKE
	FLYWHEEL SYSTEM	18 KG
	ERGOMETER	✗
	POWER SUPPLY	CONSOLE BATTERIES 2 X AAA
	DIMENSIONS	L 116 W 50 H 112 CM
	WEIGHT	44 KG
	MAX. USER WEIGHT	135 KG
	PRODUCT CODE	16TCFS3000
	EAN CODE	8717842028988
	BOX DIMENSIONS	L 98 W 21 H 81 CM
BOX WEIGHT	49 KG	
ERGONOMICS	HANDLEBAR	RACE (ADJUSTABLE)
	SEAT	COMFORT RACE
	SEAT ADJUSTMENT	HORIZONTAL / HEIGHT
	HEART RATE VIA HANDSETS	✗
	ANALOG CHESTBELT CONNECTION	✗
	BOTTLE HOLDER	✓
TRANSPORT WHEELS	✓	
EXTRA	TABLET SUPPORT	✗
	INSTRUCTION MANUAL	DE/ES/FI/FR/GB/NL/SE/IT
	USE	HOME
	EMERGENCY STOP	✓

TUNTURI®



INFORMATION MINI BIKES



	TYPE	D10	M30	M35
MONITOR	DISPLAY SIZE	20 X 30 MM	20 X 30 MM	50 X 50 MM
	DISPLAY TYPE	LCD	LCD	LCD
	PROGRAMS TOTAL	1	1	1
		1 MANUAL	1 MANUAL	1 MANUAL
	RESISTANCE LEVELS	MANUAL	MANUAL	8
	WATT PROGRAM	✗	✗	✗
TIME, DISTANCE, CALORIE	✓	✓	✓	
GENERAL	BRAKE SYSTEM	FRICTION	FRICTION	MAGNET
	FLYWHEEL SYSTEM	5 KG	2 KG	3 KG
	ERGOMETER	✗	✗	✗
	POWER SUPPLY	CONSOLE BATTERIES 2X AA	CONSOLE BATTERIES 2X AA	CONSOLE BATTERIES 2X AA
	PEDALS	COMFORT	COMFORT	COMFORT
	DIMENSIONS	L 62 W 48 H 26 CM	L 46 W 38 H 28 CM	L 48 W 34 H 28 CM
	WEIGHT	11 KG	5 KG	7 KG
	MAX. USER WEIGHT	100 KG	100 KG	100 KG
	PRODUCT CODE	18TCFD1000	16TCFM3050	16TCFM3050
	EAN CODE	8717842031612	8717842029541	8717842029558
	BOX DIMENSIONS	L 59 W 42 H 30 CM	L 46 W 19 H 30 CM	L 46 W 19 H 30 CM
	BOX WEIGHT	13 KG	6 KG	8 KG
	ERGONOMICS	ANALOG CHESTBELT CONNECTION	✗	✗
TRANSPORT WHEELS		✓	✗	✗
EXTRA	TABLET SUPPORT	✗	✗	✗
	USER MANUAL	DE/ES/FI/FR/GB/NL/SE/IT	DE/ES/FI/FR/GB/NL/SE/IT	DE/ES/FI/FR/GB/NL/SE/IT
	USE	HOME	HOME	HOME

INFORMATION TREADMILLS



	TYPE	T10	T30	T35	T40
MONITOR	DISPLAY SIZE	✗	110 X 60 MM	5 INCH	5 INCH
	DISPLAY TYPE	3 LED	LCD	LCD BACKLIGHT	LCD BACKLIGHT
	PROGRAMS TOTAL	4	12	41	41
		1 MANUAL 3 PRESET	1 MANUAL 12 PRESET 1 BODY FAT	1 MANUAL 36 PRESET 3 USERS 1 BODY FAT	1 MANUAL 36 PRESET 3 USERS 1 BODY FAT
GENERAL	MOTOR	1.0 HP DC	1.5 HP DC	1.5 HP DC	1.5 HP DC
	SPEED	1.0 - 12 KM/H	0.8 - 12 KM/H	1.0 - 16 KM/H	1.0 - 16 KM/H
	INCLINE	✗	3 MANUAL LEVELS	3 MANUAL LEVELS	10 ELECTRIC LEVELS
	RUNNING SURFACE	W 42 L 120 CM	W 43 L 120 CM	W 42 L 125 CM	W 42 L 125 CM
	RUNNING DECK TYPE	15 MM	18 MM	15 MM	15 MM
	POWER SUPPLY	230V	230V	230V	230V
	FOLDABLE	✓	✓ SOFT DROP	✓ SOFT DROP	✓ SOFT DROP
	SHOCK ABSORBING	T-FLEX	T-FLEX	T-FLEX	T-FLEX
	DIMENSIONS	L 148 W 73 H 121 CM	L 151 W 69 H 129 CM	L 152 W 70 H 135 CM	L 152 W 70 H 135 CM
	DIMENSIONS FOLDED	L 155 W 73 H 16 CM	L 86 W 69 H 134 CM	L 94 W 70 H 135 CM	L 94 W 70 H 135 CM
	WEIGHT	36 KG	45 KG	47 KG	51 KG
	MAX. USER WEIGHT	100 KG	135 KG	100 KG	100 KG
	PRODUCT CODE	19TCFT1000	16TCFT3000	16TCFT3050	16TCFT4000
	EAN CODE	8717842032480	8717842028971	8717842031803	8717842031810
	BOX DIMENSIONS	L 166 W 76 H 21 CM	L 158 W 75 H 26 CM	L 159 W 75 H 30 CM	L 159 W 75 H 30 CM
BOX WEIGHT	41 KG	52 KG	55 KG	59 KG	
ERGONOMICS	RUNNING BELT	1.6 MM	1.8 MM	1.4 MM	1.4 MM
	HANDGRIP CONTROL SPEED/INCLINE	REMOTE (SPEED)	✓ SPEED	✓ SPEED	✓
	FRONT HANDLEBAR	✓	✗	✗	✗
	REHA HANDRAILS	✗	✗	✗	✗
	HEART RATE VIA HANDSETS	✗	✓	✓	✓
	ANALOG CHESTBELT CONNECTION	✗	✗	✗	✗
	BOTTLE HOLDER	✗	✓	✓	✓
	TRANSPORT WHEELS	✓	✓	✓	✓
EXTRA	TABLET SUPPORT	✗	✓	✓	✓
	USER MANUAL	DE/ES/FI/FR/GB/NL/SE/IT	DE/ES/FI/FR/GB/NL/SE/IT	DE/ES/FI/FR/GB/NL/SE/IT	DE/ES/FI/FR/GB/NL/SE/IT
	USE	HOME	HOME	HOME	HOME

INFORMATION ROWING TRAINERS



	TYPE	R20	R30	R50W	R60W
MONITOR	DISPLAY SIZE	50 X 50 MM	80 X 42 MM	78 X 43 MM	5.5 INCH
	DISPLAY TYPE	LCD	LCD	LCD	LCD MONO COLOR
	PROGRAMS TOTAL	1	1	1	3
		1 MANUAL	1 MANUAL	1 MANUAL	1 RECOVERY 1 QUICK START 1 RACE MODE
	RESISTANCE LEVELS	4	8	WATER	WATER
	TIME, DISTANCE, CALORIE	✗	✓	✓	✓
STROKES / MINUTE	✗	✓	✓	✓	
TIME / 500 MTR	✗	✗	✗	✓	
GENERAL	BRAKE SYSTEM	ELASTOMER	MANUAL MAGNET	WATER RESISTANCE	WATER RESISTANCE
	FLYWHEEL SYSTEM	✗	7 KG	VOLUTE SPRING / BUNGEE CORD	VOLUTE SPRING / BUNGEE CORD
	POWER SUPPLY	CONSOLE BATTERIES 2X AA	CONSOLE BATTERIES 2X AA	CONSOLE BATTERIES 2X AA	CONSOLE BATTERIES 2X AA
	FOLDABLE	✓	✓	✓	STRAIGHT UP
	DIMENSIONS	L 174 W 38 H 54 CM	L 190 W 50 H 70 CM	L 167 W 52 H 84 CM	L 205 W 56 H 107 CM
	DIMENSIONS FOLDED	L 100 W 38 H 99 CM	L 80 W 50 H 108 CM	L 51 W 51 H 115 CM	L 115 W 56 H 205 CM
	WEIGHT	15 KG	26 KG	34 KG	39 KG
	MAX. USER WEIGHT	110 KG	110 KG	150 KG	150 KG
	PRODUCT CODE	16TCFR2000	16TCFR3000	18TCFR5000	19TCFR6000
	EAN CODE	8717842029534	8717842025734	8717842031612	8717842032534
	BOX DIMENSIONS	L 94 W 60 H 16 CM	L 101 W 28 H 58 CM	L 116 W 55 H 58 CM	L 115 W 57 H 66 CM
BOX WEIGHT	18 KG	29 KG	44 KG	45 KG	
ERGONOMICS	ADJUSTABLE MONITOR	✗	✓	✗	✓
	SEAT	COMFORT	COMFORT	COMFORT	COMFORT
	RAIL TYPE	MONORAIL	MONORAIL	MONORAIL	DOUBLE RAIL
	ANALOG CHESTBELT CONNECTION	✗	✗	✓ 5.0 - 5.4 KHZ	✓ 5.0 - 5.4 KHZ
TRANSPORT WHEELS	✓	✓	✓	✓	
EXTRA	ROWGRIP REMOTE CONTROL	✗	✗	✗	✗
	USER MANUAL	DE/ES/FI/FR/GB/NL/SE/IT	DE/ES/FI/FR/GB/NL/SE/IT	DE/ES/FI/FR/GB/NL/SE/IT	DE/ES/FI/FR/GB/NL/SE/IT
	USE	HOME	HOME	HOME	HOME

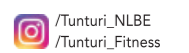
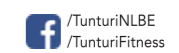


TERMS AND CONDITIONS OF WARRANTY

The Terms and Conditions of Warranty for Tunturi fitness equipment may differ per country. It is therefore always best to request the Terms and Conditions of Warranty from your distributor or seller. In addition, these Terms and Conditions of Warranty are only applicable to the first owner / purchaser of the fitness equipment. The warranty period commences on the date on which the equipment is purchased. Your proof of purchase is always required when dealing with warranties, so make sure that you keep it in a safe place.

The general terms and conditions of sale and delivery shall apply in full to all our products and/or services. Specifications, prices, colors, texts, stickers or other elements are subject to change. The Tunturi brand reserves the right at all times to make changes to its products without notification of reason. This is due to our chosen strategy of continuous product development. No rights may be derived from this publication or from any other form of information with respect to Tunturi products.

TUNTURI.COM



IT'S EASY TO **FEEL GOOD**

2020.01 - EN CARDIO FIT



TUNTURI NEW FITNESS B.V.

Purmerweg 1
1311 XE ALMERE T: +31 (0) 36 546 00 50
The Netherlands info@tunturi.com