

# TUNTURI®



## CARDIO SPECIFICATIONS

### CARDIO ACCESSORIES



### ADD THESE CARDIO ACCESSORIES TO YOUR TUNTURI CARDIO EQUIPMENT



#### CHEST BELT ANALOG

Chest belt with a 5.0 KHz sender. It has a range of 120 cm. Connect this with the equipment that has an analog telemetric HR Receiver.

Art. Code: 14TUSRU150



#### COMFORT SEAT

Comfortable saddle for almost every Tunturi exercise bike. Universal system. Large and soft gel saddle.

Art. Code: 14TUSFU317



#### CHEST BELT BLUETOOTH/ANT+

Workout efficiently - view real-time heart rate, training zones and calories burned on your smartphone or tablet. Connect with equipment that has a Bluetooth Chest Belt connection.

Art. Code: 14TUSRU185



#### REHA PEDAL WITH STRAP

Reha pedal with straps and a support at the back that supports with the bicycle movement. Counterweight at the bottom for easy entry. Pedal for standard crank diameter.

Art. Code: 14TUSFU316

NEW

## MAKE YOUR TABLET OR SMARTPHONE YOUR PERSONAL TRAINER



### TUNTURI ROUTES

- EXPLORE THE WORLD FROM YOUR HOME
- CYCLE, CROSS AND RUN AT YOUR OWN LEVEL
- CHOOSE FROM 50.000+ VIDEOS
- COMPETE IN PUBLIC OR PRIVATE CHALLENGES
- COACHING CLASSES FROM YOUR HOME
- EXPAND TRAINING PROFILES

[TUNTURI.COM/ROUTES](https://TUNTURI.COM/ROUTES)





# INFORMATION HOME TRAINERS



SERIES	COMPETENCE	COMPETENCE	PERFORMANCE	PERFORMANCE	ENDURANCE
TYPE	F20	F40	E50	E60	E80
<b>MONITOR</b>					
DISPLAY TYPE	5.5 INCH LCD MONO COLOR	5.5 INCH COLOR LCD BACKLIGHT	5.5 INCH COLOR LCD BACKLIGHT	5.5 INCH COLOR LCD BACKLIGHT	7 INCH FULL COLOR TFT-LCD
PROGRAMS TOTAL	3	20	21	21	43
	1 MANUAL 1 RECOVERY 1 BODY FAT/BMI	1 MANUAL 12 PRESET 4 HEART RATE 1 RECOVERY 1 BODY FAT/BMI 1 USER	1 MANUAL 12 PRESET 4 HEART RATE 1 WATT 1 RECOVERY 1 BODY FAT/BMI 1 USER	1 MANUAL 12 PRESET 4 HEART RATE 1 RECOVERY 1 BODY FAT/BMI 1 USER	10 PRESET 1 WATT 1 TARGET HEART RATE 5 T-RIDE 3 T-ROAD 1 MANUAL 1 QUICK START 1 FITNESS TEST 20 USERS
RESISTANCE LEVELS	8	32	32	32	53
LANGUAGES	ENGLISH	ENGLISH	ENGLISH	ENGLISH	CN/DE/ES/FI/GB/FR/IT/NL/PT/RU/SE
WATT PROGRAM	✗	✗	✓ 10 - 350 PER 5 WATT	✓ 10 - 350 PER 5 WATT	✓ 20 - 440 PER 1 WATT
FITNESS TEST	✓	✓	✓	✓	✓
TIME, DISTANCE, CALORIE	✓	✓	✓	✓	✓
<b>GENERAL</b>					
BRAKE SYSTEM	PMS, MANUAL	PMS, SERVOMOTOR	PMS, SERVOMOTOR	EMS, INDUCTION	EMS, T-GEN, INDUCTION
FLYWHEEL SYSTEM	9 KG	9 KG	11 KG	14 KG	14 KG
RESISTANCE	250 W	350 W	350 W	440 W	600 W
ERGOMETER	✗	✗	✓	✓	✓
POWER SUPPLY	CONSOLE BATTERIES 2x AA	ADAPTER 9V/1A	ADAPTER 9V/1A	240V/50HZ (BUILT-IN TRANSFORMATOR 18V)	ADAPTER 26V/2.3A
PEDALS	COMFORT	COMFORT	COMFORT	COMFORT +	COMFORT +
DIMENSIONS	L 99 W 59 H 157 CM	L 99 W 59 H 157 CM	L 99 W 60 H 158 CM	L 102 W 60 H 158 CM	L 102 W 59 H 158 CM
WEIGHT	37 KG	37 KG	39 KG	48 KG	48 KG
MAX. USER WEIGHT	135 KG	135 KG	135 KG	150 KG	150 KG
PRODUCT CODE	17TBF20000	17TBF40000	17TBE50000	17TBE60000	17TBE80000
EAN CODE	8717842028261	8717842028278	8717842028285	8717842028292	8717842028308
BOX DIMENSIONS	L 119 W 28 H 68 CM	L 119 W 28 H 68 CM	L 119 W 28 H 68 CM	L 119 W 28 H 68 CM	L 119 W 28 H 68 CM
BOX WEIGHT	40 KG	40 KG	42 KG	51 KG	51 KG
<b>ERGONOMICS</b>					
ADJUSTABLE MONITOR	✗	✗	✓	✓	✓
HANDLEBAR	MULTIGRIP (ADJUSTABLE)	MULTIGRIP (ADJUSTABLE)	MULTIGRIP (ADJUSTABLE)	MULTIGRIP (ADJUSTABLE)	MULTIGRIP (ADJUSTABLE)
SEAT	COMFORT	COMFORT	COMFORT	COMFORT +	COMFORT +
SEAT ADJUSTMENT	HORIZONTAL / HEIGHT	HORIZONTAL / HEIGHT	HORIZONTAL / HEIGHT	HORIZONTAL / HEIGHT	HORIZONTAL / HEIGHT
HEART RATE VIA HANDSETS	✓	✓	✓	✓	✓
ANALOG CHESTBELT CONNECTION	✓ 5.0 - 5.4 KHZ	✓ 5.0 - 5.4 KHZ	✓ 5.0 - 5.4 KHZ	✓ 5.0 - 5.4 KHZ	✓ 5.0 - 5.4 KHZ
BLUETOOTH CHEST BELT CONNECTION	✗	✓	✓	✓	✓ VIA APP
BOTTLE HOLDER	HOLDER	HOLDER	HOLDER + BOTTLE	HOLDER + BOTTLE	HOLDER + BOTTLE
TRANSPORT WHEELS	STANDARD	STANDARD	ROBUST	ROBUST	ROBUST
<b>EXTRA</b>					
BLUETOOTH	✗	✓	✓	✓	✓
USB CHARGER	✗	✗	✗	✗	✗
APPS (ANDROID / IOS)	✗	TUNTURI ROUTES / ICONSOLE+ TRAINING / KINOMAP / ZWIFT	TUNTURI ROUTES / ICONSOLE+ TRAINING / KINOMAP / ZWIFT	TUNTURI ROUTES / ICONSOLE+ TRAINING / KINOMAP / ZWIFT	KINOMAP CONTROLLED / TUNTURI ROUTES
TABLET SUPPORT	✓	✓	✓	✓	✓
USER MANUAL	DE/ES/FI/FR/GB/IT/NL/SE	DE/ES/FI/FR/GB/IT/NL/SE	DE/ES/FI/FR/GB/IT/NL/SE	DE/ES/FI/FR/GB/IT/NL/SE	DE/ES/FI/FR/GB/IT/NL/SE
USE	HOME	HOME	HOME	HOME/PROFESSIONAL	HOME/PROFESSIONAL

# INFORMATION COMFORT TRAINERS



SERIES	COMPETENCE	PERFORMANCE	ENDURANCE
TYPE	F20R	E50R	E80R
<b>MONITOR</b>			
DISPLAY TYPE	5.5 INCH LCD MONO COLOR	5.5 INCH COLOR LCD BACKLIGHT	7 INCH FULL COLOR TFT-LCD
PROGRAMS TOTAL	3	21	43
	1 MANUAL 1 RECOVERY 1 BODY FAT/BMI	1 MANUAL 12 PRESET 4 HEART RATE 1 WATT 1 RECOVERY 1 BODY FAT/BMI 1 USER	10 PRESET 1 WATT 1 TARGET HEART RATE 5 T-RIDE 3 T-ROAD 1 MANUAL 1 QUICK START 1 FITNESS TEST 20 USERS
RESISTANCE LEVELS	8	32	58
LANGUAGES	ENGLISH	ENGLISH	CN/DE/ES/FI/GB/FR/IT/NL/PT/RU/SE
WATT PROGRAM	✗	✓ 10 - 350 PER 5 WATT	✓ 20 - 440 PER 1 WATT
FITNESS TEST	✓	✓	✓
TIME, DISTANCE, CALORIE	✓	✓	✓
<b>GENERAL</b>			
BRAKE SYSTEM	PMS, MANUAL	PMS, SERVOMOTOR	EMS, T-GEN, INDUCTION
FLYWHEEL SYSTEM	9 KG	11 KG	14 KG
RESISTANCE	300 W	350 W	600 W
ERGOMETER	✗	✓	✓
POWER SUPPLY	CONSOLE BATTERIES 2x AA	ADAPTER 9V/1A	ADAPTER 26V/2.3A
PEDALS	COMFORT	COMFORT	COMFORT +
DIMENSIONS	L 168 W 64 H 122 CM	L 168 W 64 H 122 CM	L 171 W 54 H 122 CM
WEIGHT	51 KG	55 KG	62 KG
MAX. USER WEIGHT	135 KG	135 KG	150 KG
PRODUCT CODE	17TBR20000	17TBR50000	17TBR80000
EAN CODE	8717842028315	8717842028322	8717842028339
BOX DIMENSIONS	L 170 W 33 H 78 CM	L 170 W 33 H 78 CM	L 170 W 33 H 78 CM
BOX WEIGHT	57 KG	61 KG	68 KG
<b>ERGONOMICS</b>			
ADJUSTABLE MONITOR	✗	✗	✗
HANDLEBAR	FIXED	FIXED	FIXED
SEAT	COMFORT	COMFORT	COMFORT
SEAT ADJUSTMENT	HORIZONTAL	HORIZONTAL	HORIZONTAL
BACKREST	COMFORT	COMFORT	COMFORT +
BACKREST ADJUSTABLE	✗	ANGLE	ANGLE + HEIGHT
HEART RATE VIA HANDSETS	✓	✓	✓
ANALOG CHESTBELT CONNECTION	✓ 5.0 - 5.4 KHZ	✓ 5.0 - 5.4 KHZ	✓ 5.0 - 5.4 KHZ
BLUETOOTH CHEST BELT CONNECTION	✗	✓	✓ VIA APP
BOTTLE HOLDER	✗	✗	✗
TRANSPORT WHEELS	STANDARD	ROBUST	ROBUST
<b>EXTRA</b>			
BLUETOOTH	✗	✓	✓
USB CHARGER	✗	✗	✗
APPS (ANDROID / IOS)	✗	TUNTURI ROUTES / ICONSOLE+ TRAINING / KINOMAP / ZWIFT	KINOMAP CONTROLLED, TUNTURI ROUTES
TABLET SUPPORT	✓	✓	✓
USER MANUAL	DE/ES/FI/FR/GB/IT/NL/SE	DE/ES/FI/FR/GB/IT/NL/SE	DE/ES/FI/FR/GB/IT/NL/SE
USE	HOME	HOME	HOME/PROFESSIONAL

# INFORMATION SPRINTER BIKES



SERIES	COMPETENCE
TYPE	S40
<b>MONITOR</b>	
DISPLAY SIZE	5.5 INCH
DISPLAY TYPE	COLOR LCD BACKLIGHT
PROGRAMS TOTAL	20
	1 MANUAL 4 BEGINNER 4 ADVANCE 4 SPORTY 4 HEART RATE 1 WATT 1 RECOVERY 1 BODY FAT
RESISTANCE LEVELS	32
LANGUAGES	ENGLISH
TIME, DISTANCE, CALORIE	✓
<b>GENERAL</b>	
BRAKE SYSTEM	PMS, SERVOMOTOR
FLYWHEEL SYSTEM	17 KG
ERGOMETER	✓
POWER SUPPLY	ADAPTER 9V/1A
DIMENSIONS	L 110 W 52 H 120 CM
WEIGHT	49 KG
MAX. USER WEIGHT	150 KG
PRODUCT CODE	17TBS40000
EAN CODE	8717842028520
BOX DIMENSIONS	L 115 W 38 H 89 CM
BOX WEIGHT	53 KG
<b>ERGONOMICS</b>	
ADJUSTABLE MONITOR	✗
HANDLEBAR	RACE
SEAT ADJUSTMENT	HORIZONTAL + VERTICAL
HEART RATE VIA HANDSETS	✓
ANALOG CHESTBELT CONNECTION	✓ 5.0 - 5.4 KHZ
BLUETOOTH CHEST BELT CONNECTION	✓
BOTTLE HOLDER	✓
TRANSPORT WHEELS	✓
<b>EXTRA</b>	
BLUETOOTH	✓
USB CHARGER	✗
APPS (ANDROID / IOS)	TUNTURI ROUTES / ICONSOLE+ TRAINING / KINOMAP / ZWIFT
TABLET SUPPORT	✓
USER MANUAL	DE/ES/FI/FR/GB/IT/NL/SE
USE	HOME
EMERGENCY STOP	✓





# INFORMATION CROSS TRAINERS



SERIES		COMPETENCE	PERFORMANCE	ENDURANCE	COMPETENCE	PERFORMANCE
TYPE		C20	C50	C80	C25	C55
<b>MONITOR</b>	DISPLAY SIZE	5.5 INCH	5.5 INCH	7 INCH	5.5 INCH	5.5 INCH
	DISPLAY TYPE	LCD MONO COLOR	COLOR LCD BACKLIGHT	FULL COLOR TFT- LCD	LCD MONO COLOR	COLOR LCD BACKLIGHT
	PROGRAMS TOTAL	3	21	43	3	21
		1 MANUAL, 1 RECOVERY, 1 BODY FAT/BMI	1 MANUAL, 12 PRESET, 4 HEART RATE, 1 WATT, 1 RECOVERY, 1 BODY FAT/BMI 1 USER	10 PRESET, 1 WATT, 1 TARGET HEART RATE, 5 T-RIDE, 3 T-ROAD, 1 MANUAL, 1 QUICK START, 1 FITNESS TEST, 20 USERS	1 MANUAL, 1 RECOVERY, 1 BODY FAT/BMI	1 MANUAL, 12 PRESET, 4 HEART RATE, 1 WATT, 1 RECOVERY, 1 BODY FAT/BMI 1 USER
	RESISTANCE LEVELS	8	32	58	8	32
	LANGUAGES	ENGLISH	ENGLISH	CN/DE/ES/FI/GB/FR/IT/NL/ PT/RU/SE	ENGLISH	ENGLISH
	WATT PROGRAM	✗	✓ 10 - 350 PER 5 WATT	✓ 20 - 440 PER 1 WATT	✗	✓ 10 - 350 PER 5 WATT
	FITNESS TEST	✓	✓	✓	✓	✓
	TIME, DISTANCE, CALORIE	✓	✓	✓	✓	✓
	<b>GENERAL</b>	BRAKE SYSTEM	PMS, MANUAL	PMS, SERVOMOTOR	EMS, T-GEN, INDUCTION	PMS, MANUAL
FLYWHEEL SYSTEM		28 KG	28 KG	32 KG	32 KG	32 KG
RESISTANCE		200 W	350 W	600 W	300 W	350 W
ERGOMETER		✗	✓	✓	✗	✓
POWER SUPPLY		CONSOLE BATTERIES 2X AA	ADAPTER 9V/1A	ADAPTER 26V/2.3A	CONSOLE BATTERIES 2X AA	ADAPTER 9V/1A
STRIDE LENGTH		16 INCH / 40 CM	16 INCH / 40 CM	16 INCH / 40 CM	19 INCH / 50 CM	19 INCH / 50 CM
PEDALS		COMFORT ADJUSTABLE	COMFORT ADJUSTABLE	COMFORT ADJUSTABLE	COMFORT GRIP	COMFORT GRIP
DIMENSIONS		L 144 W 67 H 164 CM	L 144 W 67 H 164 CM	L 148 W 67 H 164 CM	L 195 W 74 H 162 CM	L 195 W 74 H 162 CM
WEIGHT		56 KG	58 KG	63 KG	74 KG	74 KG
MAX. USER WEIGHT		135 KG	135 KG	150 KG	135 KG	135 KG
PRODUCT CODE		17TCR20000	17TCR50000	17TCR80000	17TCF25000	17TCF55000
EAN CODE		8717842028377	8717842028384	8717842028391	8717842028346	8717842028353
BOX DIMENSIONS		L 145 W 45 H 68 CM	L 145 W 45 H 68 CM	L 145 W 45 H 68 CM	L 149 W 44 H 78 CM	L 149 W 44 H 78 CM
BOX WEIGHT		62 KG	64 KG	72 KG	80 KG	80 KG
<b>ERGONOMICS</b>	ADJUSTABLE MONITOR	✓	✓	✓	✓	✓
	HANDLEBARS FIXED AND SWIVEL	✓	✓	✓	✓	✓
	HEART RATE VIA HANDSETS	✓	✓	✓	✓	✓
	ANALOG CHESTBELT CONNECTION	✓ 5.0 - 5.4 KHZ	✓ 5.0 - 5.4 KHZ	✓ 5.0 - 5.4 KHZ	✓ 5.0 - 5.4 KHZ	✓ 5.0 - 5.4 KHZ
	BLUETOOTH CHEST BELT CONNECTION	✗	✓	✓ VIA APP	✗	✓
	BOTTLE HOLDER	HOLDER	HOLDER + BOTTLE	HOLDER + BOTTLE	HOLDER	HOLDER + BOTTLE
	TRANSPORT WHEELS	STANDARD	ROBUST	ROBUST	STANDARD	ROBUST
<b>EXTRA</b>	BLUETOOTH	✗	✓	✓	✗	✓
	USB CHARGER	✗	✗	✗	✗	✗
	APPS (ANDROID / IOS)	✗	TUNTURI ROUTES / ICONSOLE+ TRAINING / KINOMAP / ZWIFT	KINOMAP CONTROLLED	✗	TUNTURI ROUTES / ICONSOLE+ TRAINING / KINOMAP / ZWIFT
	TABLET SUPPORT	✓	✓	✓	✓	✓
	USER MANUAL	DE/ES/FI/FR/GB/IT/NL/SE	DE/ES/FI/FR/GB/IT/NL/SE	DE/ES/FI/FR/GB/IT/NL/SE	DE/ES/FI/FR/GB/IT/NL/SE	DE/ES/FI/FR/GB/IT/NL/SE
	USE	HOME	HOME	HOME/PROFESSIONAL	HOME	HOME

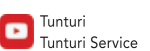
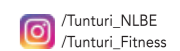
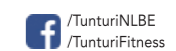


## TERMS AND CONDITIONS OF WARRANTY

The Terms and Conditions of Warranty for Tunturi fitness equipment may differ per country. It is therefore always best to request the Terms and Conditions of Warranty from your distributor or seller. In addition, these Terms and Conditions of Warranty are only applicable to the first owner / purchaser of the fitness equipment. The warranty period commences on the date on which the equipment is purchased. Your proof of purchase is always required when dealing with warranties, so make sure that you keep it in a safe place.

The general terms and conditions of sale and delivery shall apply in full to all our products and/or services. Specifications, prices, colors, texts, stickers or other elements are subject to change. The Tunturi brand reserves the right at all times to make changes to its products without notification of reason. This is due to our chosen strategy of continuous product development. No rights may be derived from this publication or from any other form of information with respect to Tunturi products.

# TUNTURI.COM



TUNTURI NEW FITNESS B.V.

Purmerweg 1  
1311 XE ALMERE T: +31 (0) 36 546 00 50  
The Netherlands info@tunturi.com